

## Manulife Fundamental Balanced Class GIF Select

GIF SELECT

InvestmentPlus 75/75 Front-end, Back-end, Low-load, No-load with CB · Performance as at August 31, 2025 · Holdings as at June 30, 2025

### GROWTH OF \$10,000 \*



### OVERVIEW

**Inception Date:** May 4, 2020

**Asset Class:** Canadian Equity Balanced

**Net Assets:** \$527.4 million

**Risk:** Low to Medium



**Fund Status:** Open \*

**Management Fee:** 2.28%

**Management Expense Ratio<sup>1</sup>:** 2.57%

### AWARDS



### UNDERLYING FUND INFORMATION

**Name:** Manulife Fundamental Balanced Class

**Underlying Fund Manager:**

Manulife Investment Management Limited

**Portfolio Managers:** Patrick Blais, Cavan Yie,  
Roshan Thiru

### FUND CODES

| Sales option | Fund code | Fund Status |
|--------------|-----------|-------------|
| FE           | MGF2979   | Open        |
| BE           | MGF2980   | SWO         |
| LL           | MGF2981   | SWO         |
| NLCB4        | MGF2982   | SWO         |
| NLCB2        | MGF7586   | Open        |

### INVESTMENT OBJECTIVE

The Manulife Fundamental Balanced Class fund seeks to provide long-term total return by investing primarily in a diversified portfolio of Canadian equity, fixed income and money market securities.

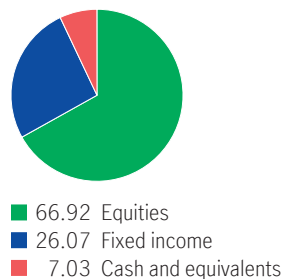
### CALENDAR RETURNS \*\* %

| 2016 | 2017 | 2018 | 2019 | 2020 | 2021  | 2022  | 2023  | 2024  |
|------|------|------|------|------|-------|-------|-------|-------|
| —    | —    | —    | —    | —    | 16.86 | -6.62 | 11.90 | 13.78 |

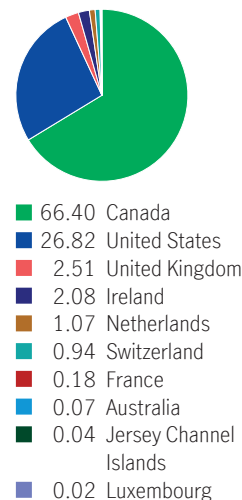
### COMPOUND RETURNS \*\* %

| 1 mth | 3 mths | 6 mths | YTD  | 1 yr | 3 yrs | 5 yrs | 10 yrs | Incept. |
|-------|--------|--------|------|------|-------|-------|--------|---------|
| 0.56  | 1.03   | 1.29   | 4.10 | 5.60 | 10.13 | 8.40  | —      | 9.00    |

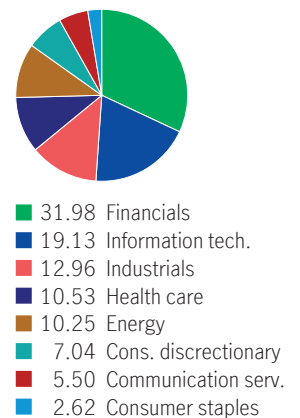
### ASSET ALLOCATION %



### GEOGRAPHIC ALLOCATION %



### SECTOR ALLOCATION %



### FIXED INCOME ALLOCATION %

|                                 |       |
|---------------------------------|-------|
| Canadian provincial bonds       | 19.61 |
| Canadian Corporate Bonds        | 18.36 |
| Floating rate bank loans        | 17.14 |
| Canadian government bonds       | 15.60 |
| Canadian investment grade bonds | 9.65  |
| U.S. government bonds           | 3.53  |
| Canadian municipal bonds        | 2.19  |
| U.S. Corporate Bonds            | 2.02  |
| U.S. investment grade bonds     | 1.61  |
| Canadian high yield bonds       | 1.42  |

### TOP 10 HOLDINGS %

|                                     |      |
|-------------------------------------|------|
| Microsoft Corp.                     | 3.32 |
| Canadian National Railwaypany       | 2.65 |
| Canadian Natural Resources Ltd.     | 2.31 |
| London Stock Exchange Group PLC Ord | 2.25 |
| Gbp0.06918604                       |      |
| Constellation Software Inc.         | 2.17 |
| Toronto-Dominion Bank Com New       | 2.10 |
| TMX Group Limited                   | 2.08 |
| Sun Life Financial Inc.             | 2.08 |
| Suncor Energy Inc.                  | 2.00 |
| Intact Financial Corporation        | 1.99 |

Source for all data: Transmission Media, as at August 31, 2025. \* For illustration purposes only. \* Open <sup>1</sup> Estimated MER for the current year. \*\* Additional fees apply to the IncomePlus and EstatePlus guarantee options and are paid annually out of the Contract. These fees are not reflected in the performance.

Any amount that is allocated to a segregated fund is invested at the risk of the contractholder and may increase or decrease in value. Returns shown are after the MER has been deducted. Performance histories are not indicative of future performance. The Growth of \$10,000 chart shown is used only to illustrate the effects of the compound growth rate and is not intended to reflect future values of the segregated fund. For information on guarantees, fees and expenses that may apply to segregated funds, please read the Information Folder, Contract and Fund Facts of the segregated funds. The FundGrade A+® rating is used with permission from Fundata Canada Inc., all rights reserved. Fundata is a leading provider of market and investment funds data to the Canadian financial services industry and business media. The Fund-Grade A+® rating identifies funds that have consistently demonstrated the best risk-adjusted returns throughout an entire calendar year. For more information on the rating system, please visit [www.Fundata.com/ProductsServices/FundGrade.aspx](http://www.Fundata.com/ProductsServices/FundGrade.aspx). The Manufacturers Life Insurance Company (Manulife) is the issuer of Manulife segregated fund contracts and the guarantor of any guarantee provisions therein. Manulife Investment Management is a trade name of Manulife. Manulife, Stylized M Design, and Manulife Investment Management & Design are trademarks of The Manufacturers Life Insurance Company and are used by it, and its affiliates under license.