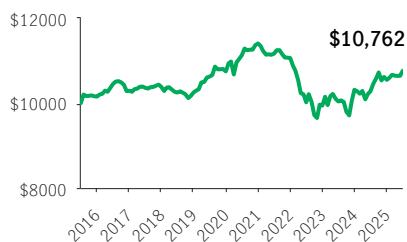


## Manulife Strategic Investment Grade Global Bond GIF Select

GIF SELECT

InvestmentPlus 75/75 Front-end, Back-end, Low-load, No-load with CB · Performance as at June 30, 2025 · Holdings as at April 30, 2025

### GROWTH OF \$10,000 \*



### OVERVIEW

**Inception Date:** April 30, 2015

**Asset Class:** Multi-Sector Fixed Income

**Net Assets:** \$2.4 million

**Risk:** Low



**Fund Status:** Open \*

**Management Fee:** 1.36%

**Management Expense Ratio<sup>1</sup>:** 2.23%

### UNDERLYING FUND INFORMATION

**Name:** Manulife Strategic Investment Grade Global Bond Fund

**Underlying Fund Manager:**

Manulife Investment Management Limited

**Portfolio Sub-Advisor:** Manulife Investment Management (US) LLC

**Portfolio Managers:** Thomas C. Goggins, Kisoo Park, Christopher Chapman

### FUND CODES

Sales option	Fund code	Fund Status
FE	MGF8311	Open
BE	MGF8321	SWO
LL	MGF8331	SWO
NLCB4	MGF5511	SWO
NLCB2	MGF7811	Open

### INVESTMENT OBJECTIVE

The Fund seeks to provide income with an emphasis on capital preservation by investing primarily in investment-grade government and corporate debt securities from developed and emerging markets globally.

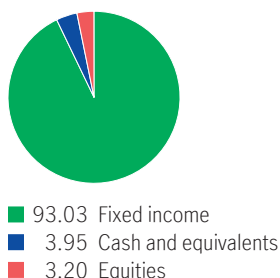
### CALENDAR RETURNS \*\* %

2016	2017	2018	2019	2020	2021	2022	2023	2024
1.35	0.89	-1.25	4.83	6.11	-3.01	-10.11	3.74	2.26

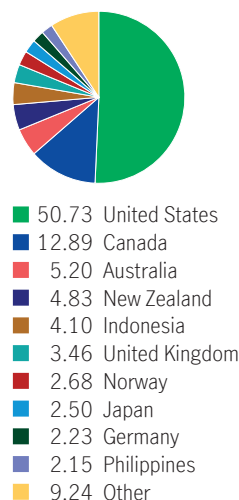
### COMPOUND RETURNS \*\* %

1 mth	3 mths	6 mths	YTD	1 yr	3 yrs	5 yrs	10 yrs	Incept.
1.13	1.08	2.04	2.04	4.70	2.41	-0.66	0.74	0.75

### ASSET ALLOCATION %



### GEOGRAPHIC ALLOCATION %



### FIXED INCOME ALLOCATION %

International government bonds	29.30
U.S. investment grade bonds	18.61
U.S. Mortgage-backed Securities	15.79
Floating rate bank loans	8.62
International investment grade bonds	5.91
U.S. government bonds	5.85
U.S. high yield bonds	3.95
U.S. Corporate Bonds	2.66
Canadian investment grade bonds	2.21
Canadian provincial bonds	2.04

### TOP 10 HOLDINGS %

United States Treasury Note, 2.75%, 8/15/2032	2.14
American International Group Inc., 8.18%, 5/15/2068	1.62
New Zealand, 3.5%, 4/14/2033	1.32
United States Treasury Note, 3.5%, 2/15/2033	1.28
Ministry of Finance Japan, 2.1%, 12/20/2025	0.92
New Zealand, 4.25%, 5/15/2034	0.89
LIFE 2022-BMR2 Mortgage Trust, 5/15/2039	0.87
Indonesia, 6.38%, 4/15/2032	0.85
Germany, 2.2%, 2/15/2034	0.84
HCA Inc., 3.5%, 9/1/2030	0.84

Source for all data: Transmission Media, as at June 30, 2025. ±For illustration purposes only. \* Open <sup>1</sup> Estimated MER for the current year. \*\* Additional fees apply to the IncomePlus and EstatePlus guarantee options and are paid annually out of the Contract. These fees are not reflected in the performance.

Any amount that is allocated to a segregated fund is invested at the risk of the contractholder and may increase or decrease in value. Returns shown are after the MER has been deducted. Performance histories are not indicative of future performance. The Growth of \$10,000 chart shown is used only to illustrate the effects of the compound growth rate and is not intended to reflect future values of the segregated fund. For information on guarantees, fees and expenses that may apply to segregated funds, please read the Information Folder, Contract and Fund Facts of the segregated funds. The Manufacturers Life Insurance Company (Manulife) is the issuer of Manulife segregated fund contracts and the guarantor of any guarantee provisions therein. Manulife Investment Management is a trade name of Manulife. Manulife, Stylized M Design, and Manulife Investment Management & Design are trademarks of The Manufacturers Life Insurance Company and are used by it, and its affiliates under license.