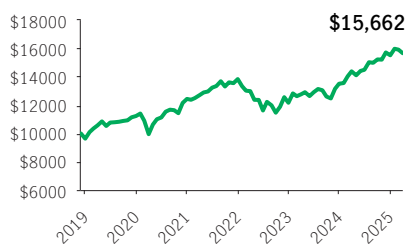


## Manulife Growth Private Segregated Portfolio

## MPIP SEGREGATED POOLS

MPIP 75/75 Front-end, No-load with CB · Performance as at March 31, 2025 · Holdings as at February 28, 2025

### GROWTH OF \$10,000 \*



### OVERVIEW

**Inception Date:** November 29, 2018

**Asset Class:** Global Equity Balanced

**Net Assets:** \$315.1 million

**Risk:** Low to Medium



**Fund Status:** Open \*

**Management Fee:** 2.11%

**Management Expense Ratio<sup>1</sup>:** 2.40%

### UNDERLYING FUND INFORMATION

**Name:** Manulife Growth Portfolio

**Underlying Fund Manager:**

Manulife Investment Management Limited

**Portfolio Managers:** Nathan Thooft, James Robertson

### FUND CODES

Sales option	Fund code	Fund Status
FE	MPS4778	Open
NLCB4	MPS4791	SWO
NLCB2	MPS4519	Open

### INVESTMENT OBJECTIVE

This Global Equity Portfolio aims to achieve long-term capital appreciation. The Portfolio seeks to accomplish its objective by primarily investing in securities of Underlying Funds and/or ETFs. These Underlying Funds and/or ETFs generally invest in domestic and global equity securities and/or domestic and global fixed income securities.

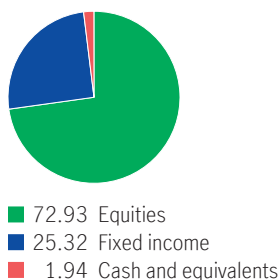
### CALENDAR RETURNS \*\* %

2016	2017	2018	2019	2020	2021	2022	2023	2024
—	—	—	16.62	10.74	11.24	-12.08	11.06	14.85

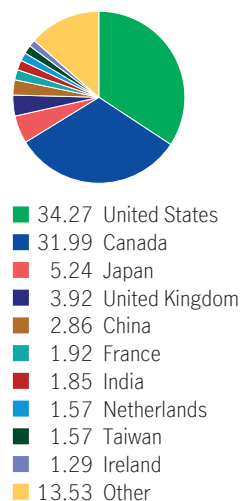
### COMPOUND RETURNS \*\* %

1 mth	3 mths	6 mths	YTD	1 yr	3 yrs	5 yrs	10 yrs	Incept.
-1.60	0.93	2.85	0.93	8.86	6.44	9.50	—	7.34

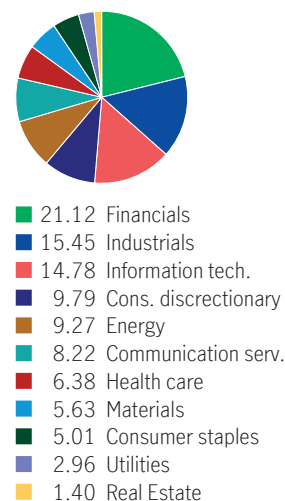
### ASSET ALLOCATION %



### GEOGRAPHIC ALLOCATION %



### SECTOR ALLOCATION %



### FIXED INCOME ALLOCATION %

Canadian investment grade bonds	10.48
U.S. high yield bonds	10.17
Floating rate bank loans	9.83
International Corporate Bonds	9.50
Canadian Corporate Bonds	8.82
Canadian government bonds	8.50
Canadian provincial bonds	7.82
U.S. Corporate Bonds	5.72
International investment grade bonds	4.46
International high yield bonds	3.76

### UNDERLYING FUND HOLDINGS %

Manulife Bond Fund	6.81
Manulife Multifactor Canadian Large Cap	6.27
Manulife U.S. All Cap Equity Fund	6.22
Manulife Fundamental Equity Fund	6.10
Manulife Global Dividend Fund	6.10
Manulife World Investment Fund	5.81
Manulife Dividend Income Fund	5.32
Manulife Growth Opportunities Fund	4.87
Manulife Multifactor US Large Cap Index	4.46
MIM Global Small Cap Equity Pooled Fund	4.45

Source for all data: Transmission Media, as at March 31, 2025. ±For illustration purposes only. \* Open <sup>1</sup> Estimated MER for the current year. \*\* Additional fees apply to the IncomePlus and EstatePlus guarantee options and are paid annually out of the Contract. These fees are not reflected in the performance.

Any amount that is allocated to a segregated fund is invested at the risk of the contractholder and may increase or decrease in value. Returns shown are after the MER has been deducted. Performance histories are not indicative of future performance. The Growth of \$10,000 chart shown is used only to illustrate the effects of the compound growth rate and is not intended to reflect future values of the segregated fund. For information on guarantees, fees and expenses that may apply to segregated funds, please read the Information Folder, Contract and Fund Facts of the segregated funds. The Manufacturers Life Insurance Company (Manulife) is the issuer of Manulife segregated fund contracts and the guarantor of any guarantee provisions therein. Manulife Investment Management is a trade name of Manulife. Manulife, Stylized M Design, and Manulife Investment Management & Design are trademarks of The Manufacturers Life Insurance Company and are used by it, and its affiliates under license.