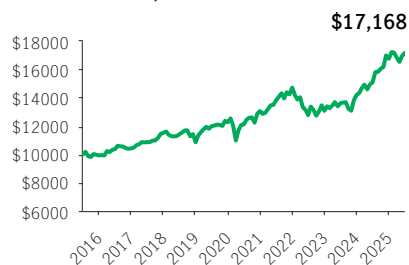


Manulife Canadian Balanced Private Segregated Pool

MPIP SEGREGATED POOLS

MPIP 75/75 Front-end, No-load with CB · Performance as at June 30, 2025 · Holdings as at April 30, 2025

GROWTH OF \$10,000 *



INVESTMENT OBJECTIVE

The Pool seeks to provide both current income and the potential for capital appreciation by investing in Canadian and foreign equity and fixed income securities. The Pool may also achieve its objective by entering into forward contracts in order to approximate the return of another fund managed by Manulife Investment Management Limited (less derivative transaction costs).

CALENDAR RETURNS ** %

2016	2017	2018	2019	2020	2021	2022	2023	2024
4.95	10.53	-5.75	13.03	6.39	12.69	-11.13	8.41	18.15

COMPOUND RETURNS ** %

1 mth	3 mths	6 mths	YTD	1 yr	3 yrs	5 yrs	10 yrs	Incept.
1.26	1.98	2.47	2.47	13.93	10.35	7.20	5.55	5.61

OVERVIEW

Inception Date: October 6, 2014

Asset Class: Canadian Neutral Balanced

Net Assets: \$557.1 million

Risk: Low to Medium



Fund Status: Open *

Management Fee: 1.42%

Management Expense Ratio¹: 2.27%

AWARDS



UNDERLYING FUND INFORMATION

Name: Manulife Canadian Balanced Private Pool

Underlying Fund Manager:

Manulife Investment Management Limited

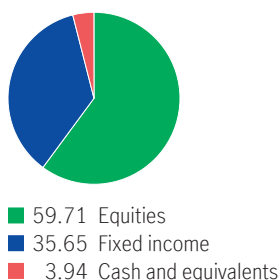
Portfolio Managers: Roshan Thiru, Jonathan

Popper, Prakash Chaudhari

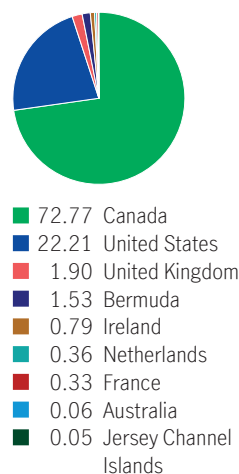
FUND CODES

Sales option	Fund code	Fund Status
FE	MPS4959	Open
NLCB4	MPS4929	SWO
NLCB2	MPS4541	Open

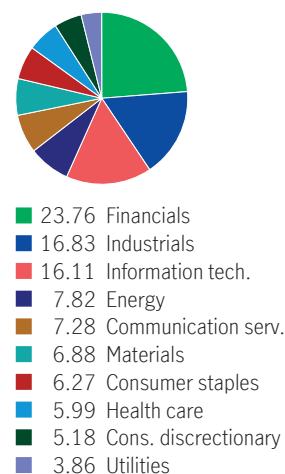
ASSET ALLOCATION %



GEOGRAPHIC ALLOCATION %



SECTOR ALLOCATION %



FIXED INCOME ALLOCATION %

Canadian investment grade bonds	36.74
Floating rate bank loans	30.11
Canadian Corporate Bonds	26.83
Canadian high yield bonds	2.14
Preferred stocks	1.77
International investment grade bonds	0.67
Canadian Asset-backed Securities	0.62
Canadian Mortgage-backed Securities	0.36
Securitized	0.30
U.S. investment grade bonds	0.26

TOP 10 HOLDINGS %

Microsoft Corp.	3.02
Alphabet Inc. Cl A	2.62
Berkshire Hathaway Inc. Cl B New	2.59
Royal Bank of Canada	2.41
Constellation Software Inc.	2.32
UnitedHealth Group Inc.	2.13
Alimentation Couche-Tard Inc.	1.83
Stantec Inc.	1.80
Shopify Inc. Cl A	1.68
Brookfield Corporation Vtg Shs Cl A	1.68

Source for all data: Transmission Media, as at June 30, 2025. ±For illustration purposes only. * Open ¹ Estimated MER for the current year. ** Additional fees apply to the IncomePlus and EstatePlus guarantee options and are paid annually out of the Contract. These fees are not reflected in the performance.

Any amount that is allocated to a segregated fund is invested at the risk of the contractholder and may increase or decrease in value. Returns shown are after the MER has been deducted. Performance histories are not indicative of future performance. The Growth of \$10,000 chart shown is used only to illustrate the effects of the compound growth rate and is not intended to reflect future values of the segregated fund. For information on guarantees, fees and expenses that may apply to segregated funds, please read the Information Folder, Contract and Fund Facts of the segregated funds. The FundGrade A+® rating is used with permission from Fundata Canada Inc., all rights reserved. Fundata is a leading provider of market and investment funds data to the Canadian financial services industry and business media. The Fund-Grade A+® rating identifies funds that have consistently demonstrated the best risk-adjusted returns throughout an entire calendar year. For more information on the rating system, please visit www.Fundata.com/ProductsServices/FundGrade.aspx. The Manufacturers Life Insurance Company (Manulife) is the issuer of Manulife segregated fund contracts and the guarantor of any guarantee provisions therein. Manulife Investment Management is a trade name of Manulife. Manulife, Stylized M Design, and Manulife Investment Management & Design are trademarks of The Manufacturers Life Insurance Company and are used by it, and its affiliates under license.