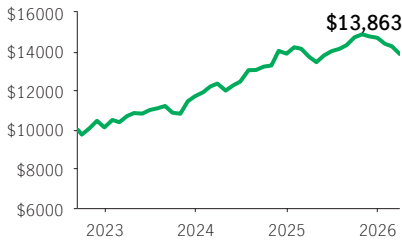


Manulife Global Monthly High Income Seg RESP

MANULIFE SEGREGATED FUND RESP

(Front-end, Back-end, Low-load, No-load with CB) · Performance as at March 31, 2026 · Holdings as at January 31, 2026

GROWTH OF \$10,000 *



INVESTMENT OBJECTIVE

The Fund seeks to provide long-term total return by investing primarily in a diversified portfolio of Canadian and foreign equity, fixed income and money market securities.

CALENDAR RETURNS ** %

2017	2018	2019	2020	2021	2022	2023	2024	2025
—	—	—	—	—	—	15.71	18.55	5.84

COMPOUND RETURNS ** %

1 mth	3 mths	6 mths	YTD	1 yr	3 yrs	5 yrs	10 yrs	Incept.
-2.78	-5.63	-5.80	-5.63	1.00	9.03	—	—	9.49

OVERVIEW

Inception Date: September 14, 2022

Asset Class: Global Neutral Balanced

Net Assets: \$443.0 million

Risk: Low to Medium



Fund Status: Open *

Management Fee: 1.77%

Management Expense Ratio¹: 2.59%

AWARDS



UNDERLYING FUND INFORMATION

Name: Manulife Global Monthly High Income Fund

Underlying Fund Manager:

Manulife Investment Management Limited

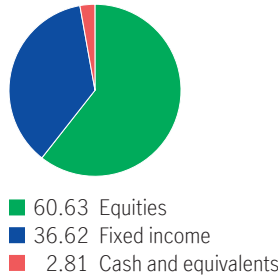
Portfolio Sub-Advisor: Manulife Investment Management (US) LLC

Portfolio Management Team: Manulife Essential Equity Team

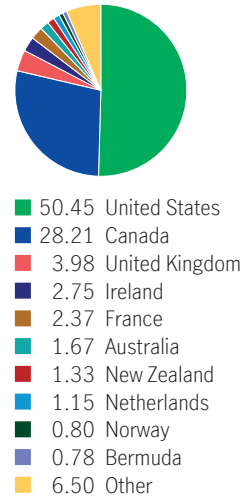
FUND CODES

Sales option	Fund code	Fund Status
FE	MSE3292	Open
BE	MSE3992	SWO
LL	MSE3392	SWO
NLCB2	MSE3892	Open

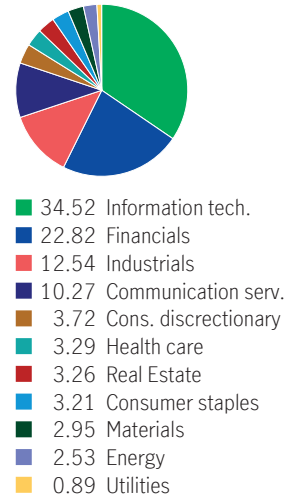
ASSET ALLOCATION %



GEOGRAPHIC ALLOCATION %



SECTOR ALLOCATION %



FIXED INCOME ALLOCATION %

International government bonds	20.82
Floating rate bank loans	12.78
U.S. Corporate Bonds	10.18
U.S. Mortgage-backed Securities	9.10
U.S. investment grade bonds	7.77
U.S. government bonds	7.66
U.S. high yield bonds	7.46
U.S. Asset-backed Securities	4.69
Bank loans	4.28
International Corporate Bonds	3.49

TOP 10 HOLDINGS %

Microsoft Corp.	3.61
Constellation Software Inc.	2.63
NVIDIA Corp.	2.56
Bunzl PLC Shs	2.37
Open Text Corp.	2.07
Alphabet Inc. Cl A	2.05
FirstService Corporation	1.94
Mastercard Inc. Cl A	1.85
Publicis Groupe S.A. Publicis Groupe	1.76
Marsh & McLennan Cos.	1.76

Source for all data: Transmission Media, as at March 31, 2026. *For illustration purposes only. ^ Open ^ Estimated MER for the current year. ** Additional fees apply to the IncomePlus and EstatePlus guarantee options and are paid annually out of the Contract. These fees are not reflected in the performance.

Any amount that is allocated to a segregated fund is invested at the risk of the contractholder and may increase or decrease in value. Returns shown are after the MER has been deducted. Performance histories are not indicative of future performance. The Growth of \$10,000 chart shown is used only to illustrate the effects of the compound growth rate and is not intended to reflect future values of the segregated fund. For information on guarantees, fees and expenses that may apply to segregated funds, please read the Information Folder, Contract and Fund Facts of the segregated funds. The FundGrade A+ rating is used with permission from Fundata Canada Inc., all rights reserved. Fundata is a leading provider of market and investment funds data to the Canadian financial services industry and business media. The Fund-Grade A+ rating identifies funds that have consistently demonstrated the best risk-adjusted returns throughout an entire calendar year. For more information on the rating system, please visit <https://www.fundata.com/fundgrade>. The Manufacturers Life Insurance Company (Manulife) is the issuer of Manulife segregated fund contracts and the guarantor of any guarantee provisions therein. Manulife Investment Management is a trade name of Manulife. Manulife, Stylized M Design, and Manulife Investment Management & Design are trademarks of The Manufacturers Life Insurance Company and are used by it, and its affiliates under license.